



Vision Insights Australia Traveler Profiles 2023

January 24, 2024

Vision Insights Syndicated Survey

- DBEDT subscribes to Vision Insight's Brand Health and Profiles databases for the U.S., Canada, Japan, Australia, and Korea
- Consumers are surveyed each day
- DBEDT receives access to new data each week for selected traveler profile segments for the U.S., Canada, Australia, Australia, and Korea
- For the Australia Profiles, the sample size for the Avid Traveler segment is below the minimum sample size requirement so the breakdown of this segment for selected sections (e.g., annual vacation, importance of travel factors, Hawai'i as an aspirational destination, & sustainability and travel responsibility statements) are unavailable

Australia - Segment Definitions

Family Traveler

- Gross household income is \$150k+
- Age is 35-50
- Has children under the age of 18
- Either took an international flight in the last 12 months or whose most recent leisure destination was Hawai'i/USA/or Southeast Asia in the past 12 months

Avid Traveler

- Gross household income is \$100k+
- Age is 45-65
- Been to Hawai'i more than 2x in the past
- Either took an international flight in the last 12 months or likely/very likely to book an air trip in the next 12 months

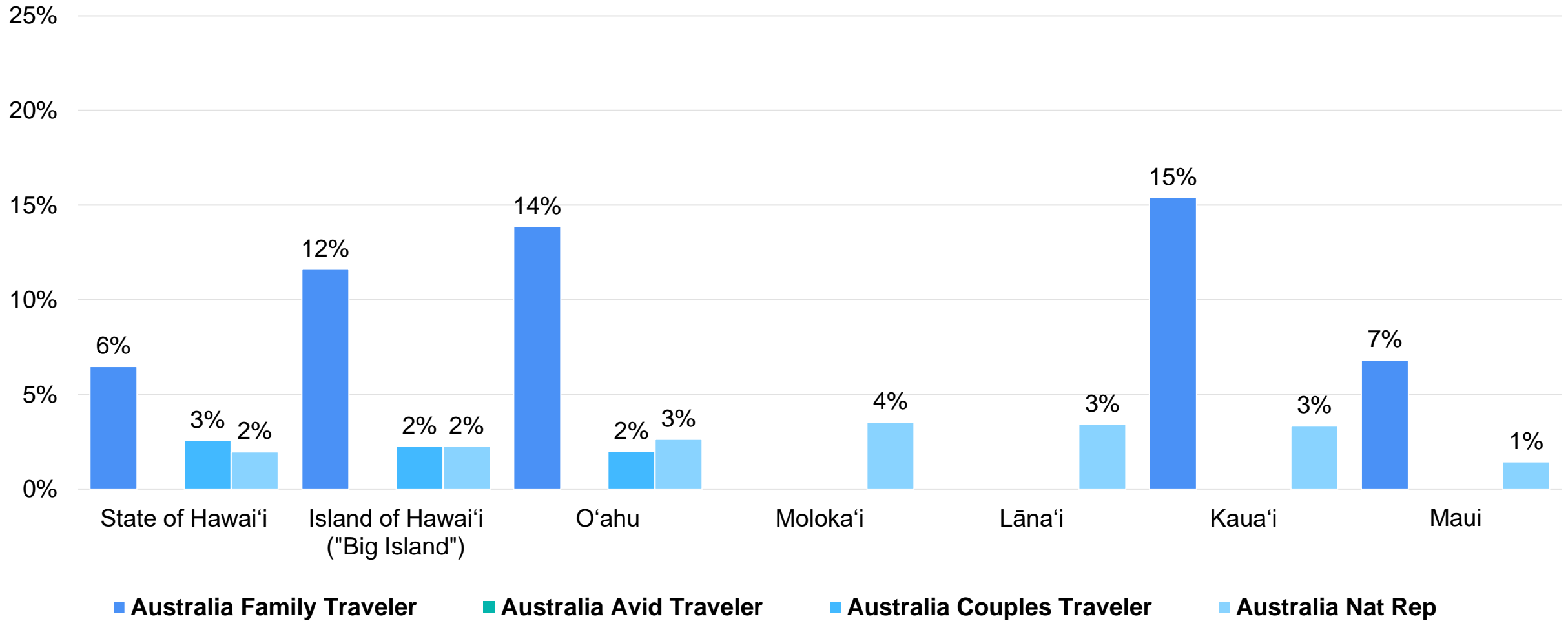
Couples Traveler

- Gross household income is \$100k+
- Married or living with partner
- Age is 30-50
- Not traveling with children under the age of 18
- Either took an international flight in the last 12 months, are likely/very likely to book an air trip in the next 12 months, or whose most recent leisure destination was either Hawai'i/Europe/Bali/Fiji/California/or Thailand in the past two years

Nationally Representative Sample (Nat Rep)

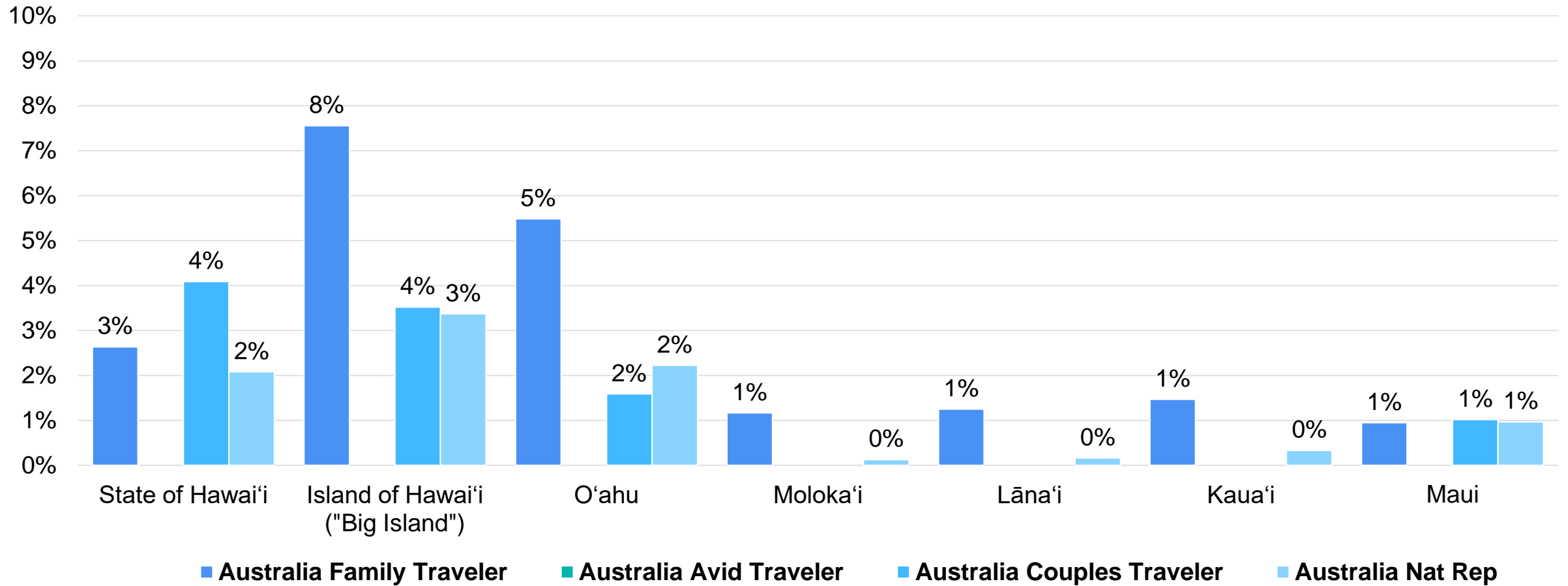
- Representative of Australia adults in terms of age, gender, social class and education

Australia - Leisure Trip in Past 12 Months



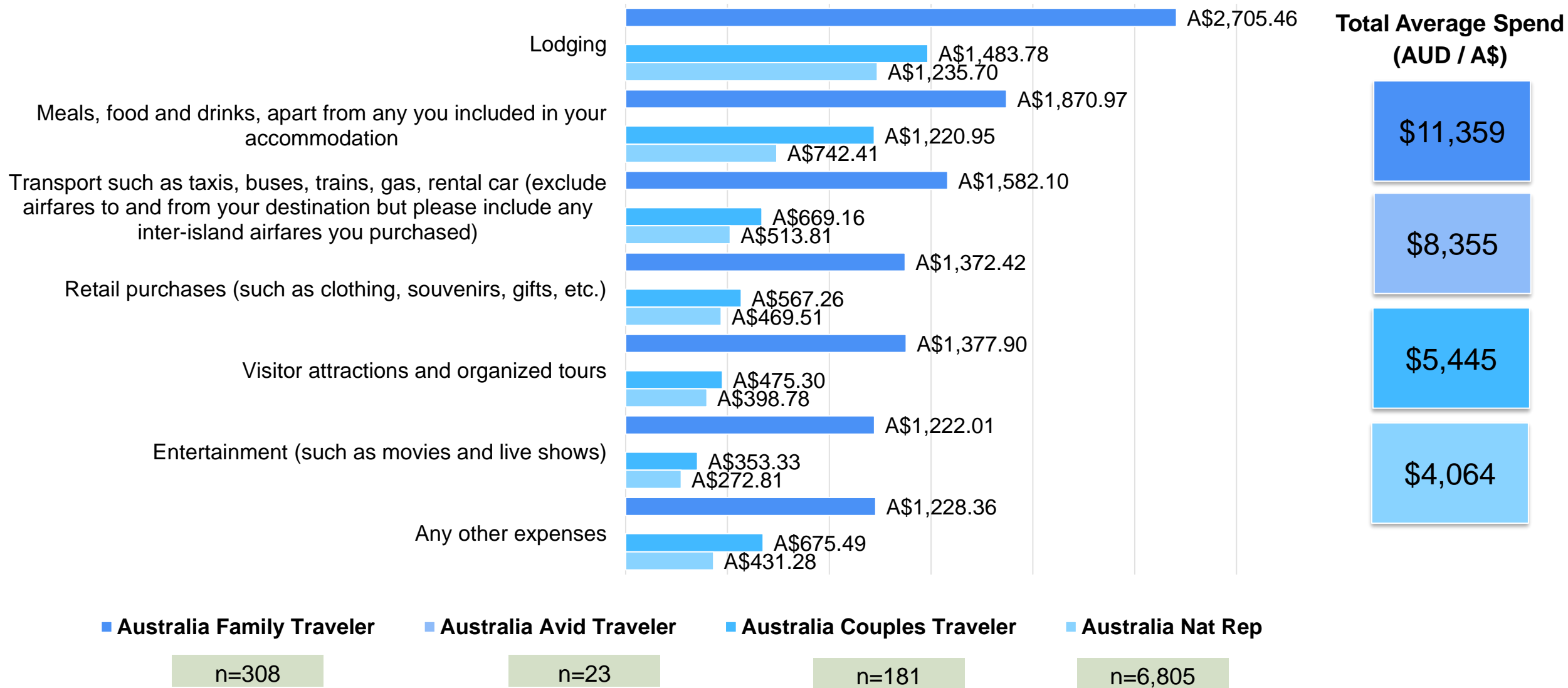
Sample Min. n=50

Australia - Next Destination for Leisure Trip



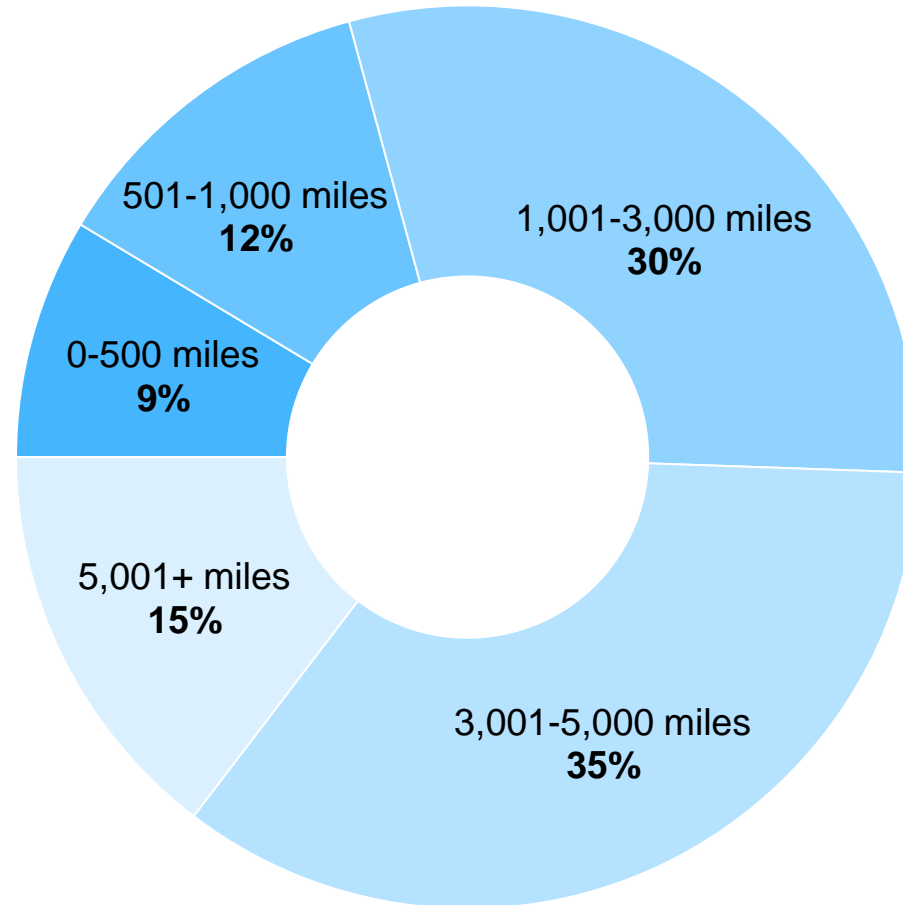
Sample Min. n=50

Australia - Total Annual Holiday Spend



Australia Family Travelers: Annual Vacation

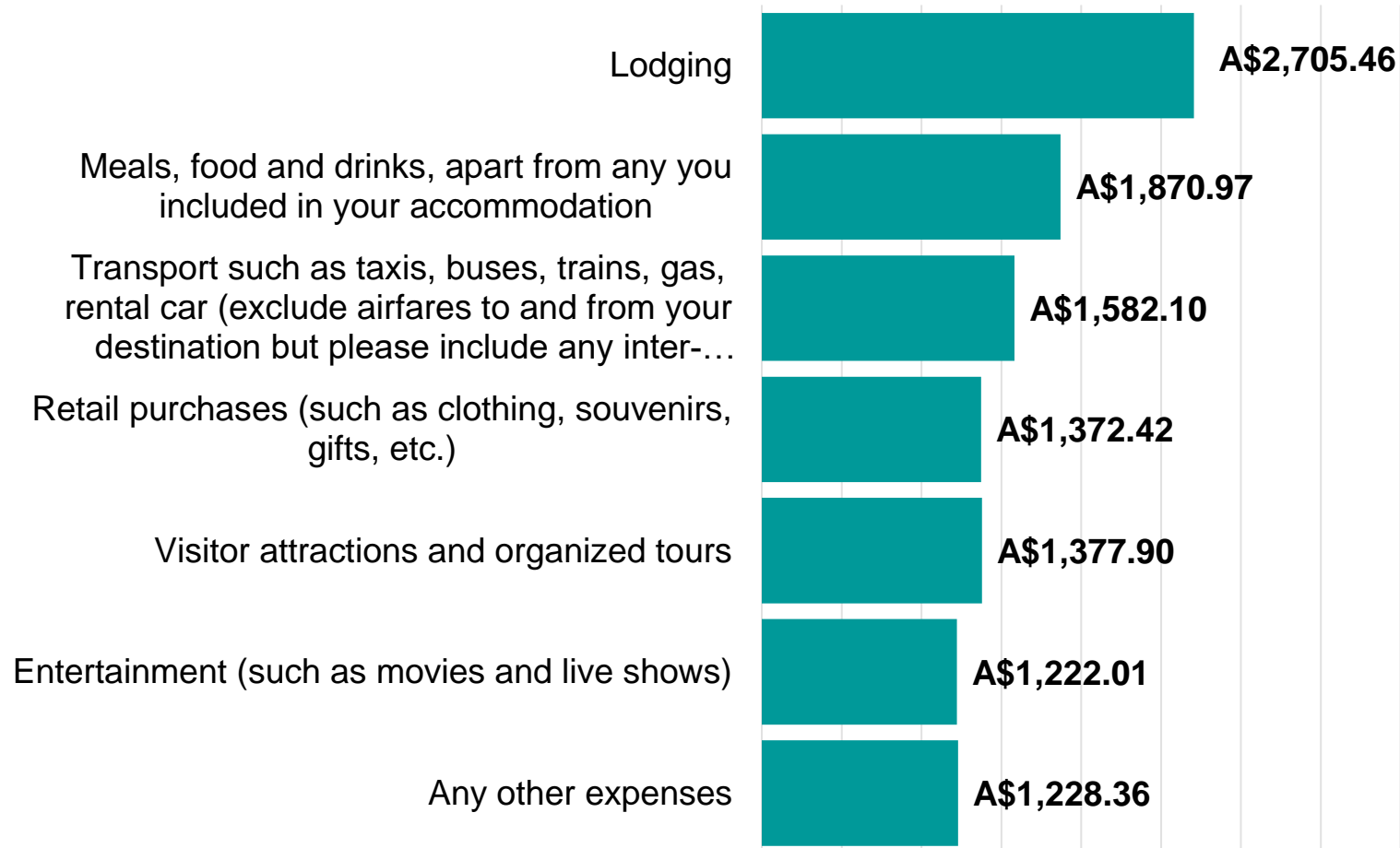
Distance Travelled on Annual Vacation



Sample Size: n=308

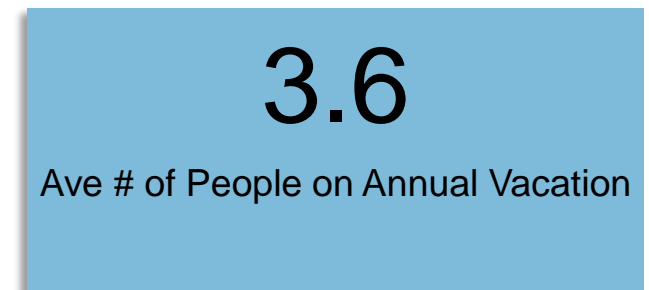
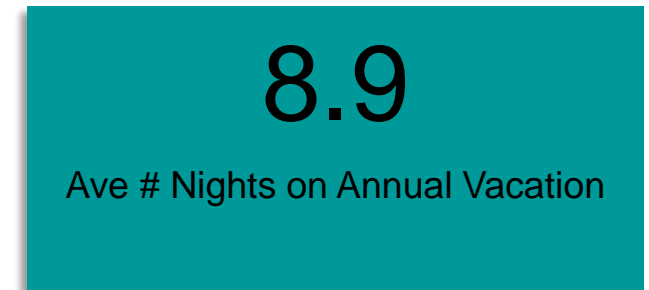
Australia Family Travelers: Annual Vacation

Average Spend



Sample Size: n=308

Spend Per Person Per Day

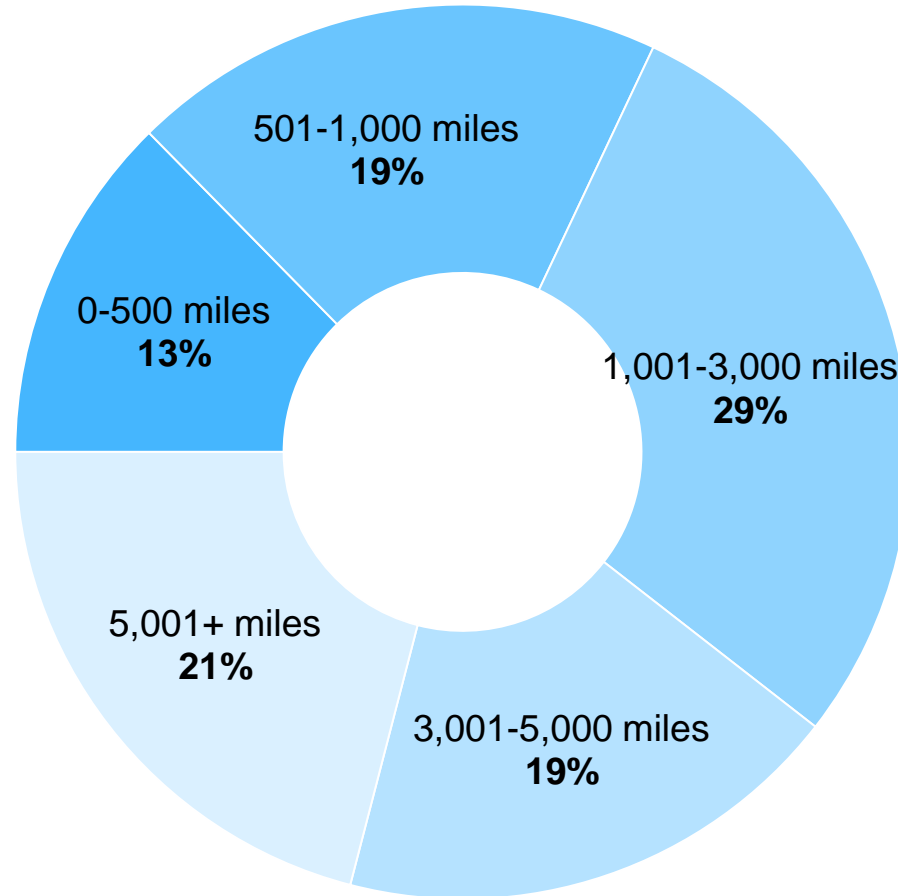


A\$366.30

Ave. Per Person Per Day Spend

Australia Couples Travelers: Annual Vacation

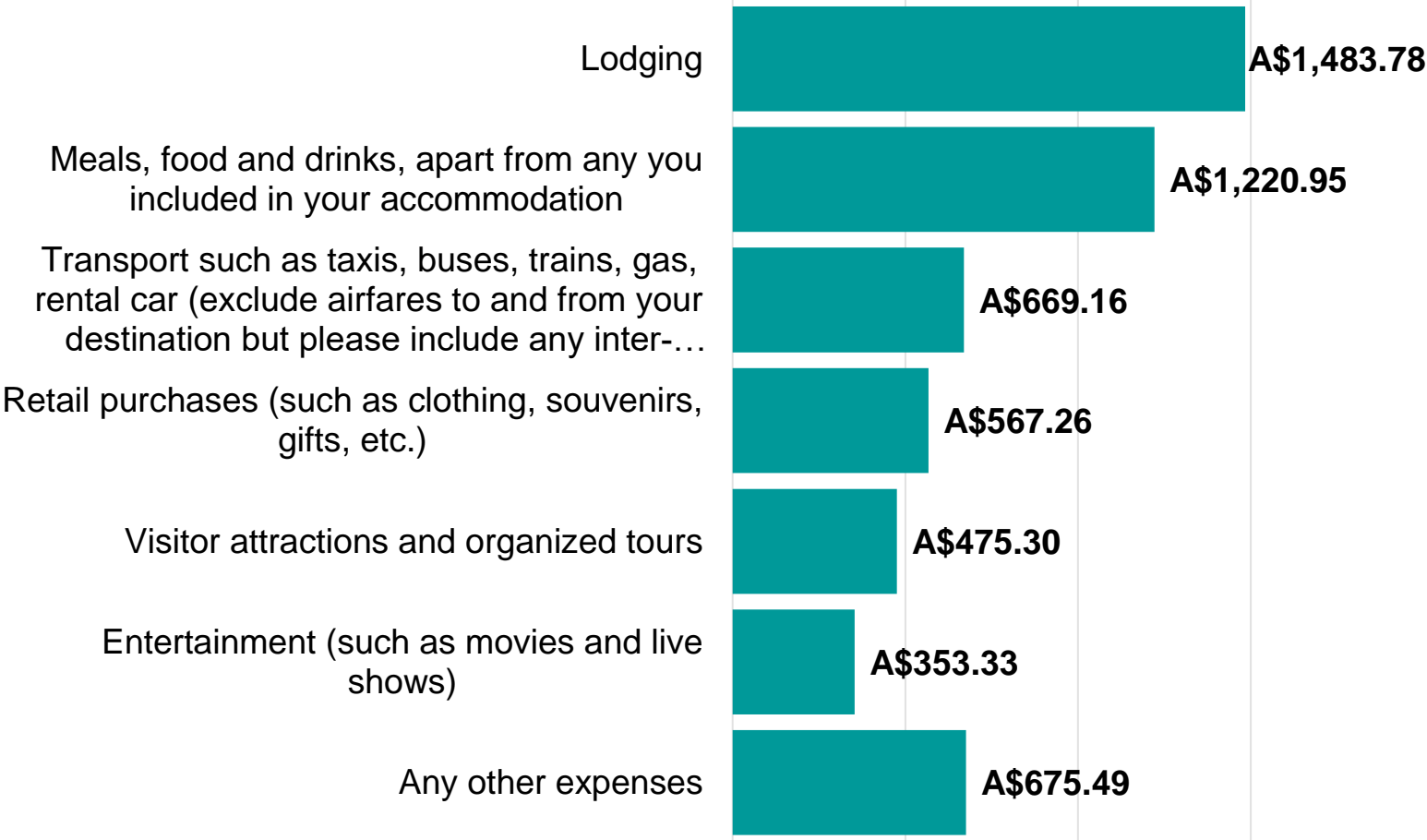
Distance Travelled on Annual Vacation



Sample Size: n=181

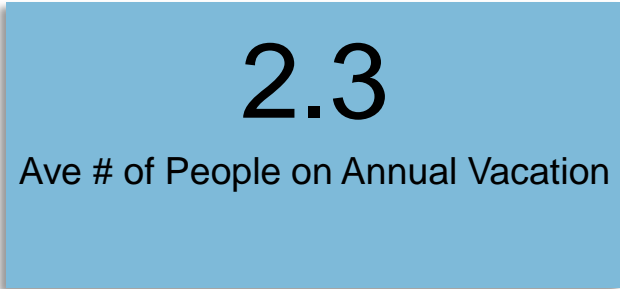
Australia Couples Travelers: Annual Vacation

Average Spend



Sample Size: n=181

Spend Per Person Per Day



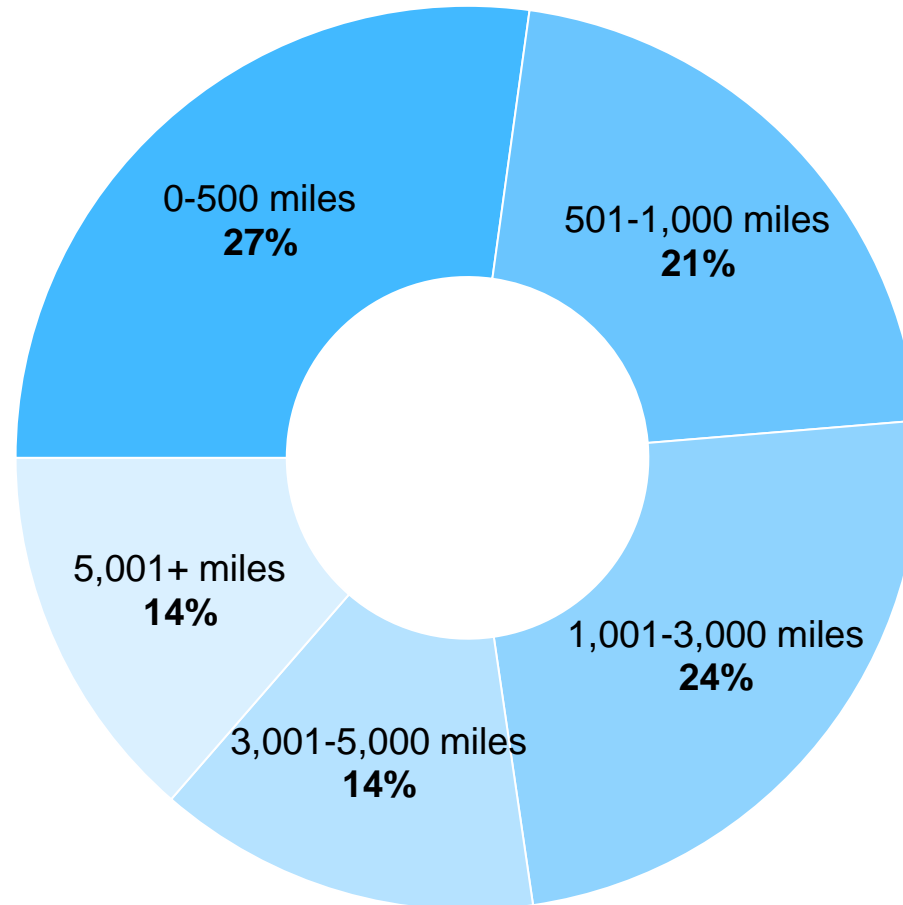
A\$231.19

Ave. Per Person Per Day Spend

How far do you normally travel for your annual vacation? | Typically, for how many nights do you travel for your annual vacation? | Including yourself, how many individuals typically travel with you on your annual vacation? | Using your best estimate, please indicate how much you / your household spend(s) on your annual vacation in total for each of the following budget line items. If you or your group did not spend money in one of the categories, please put a zero in the box next to it.

Australia Nat Rep: Annual Vacation

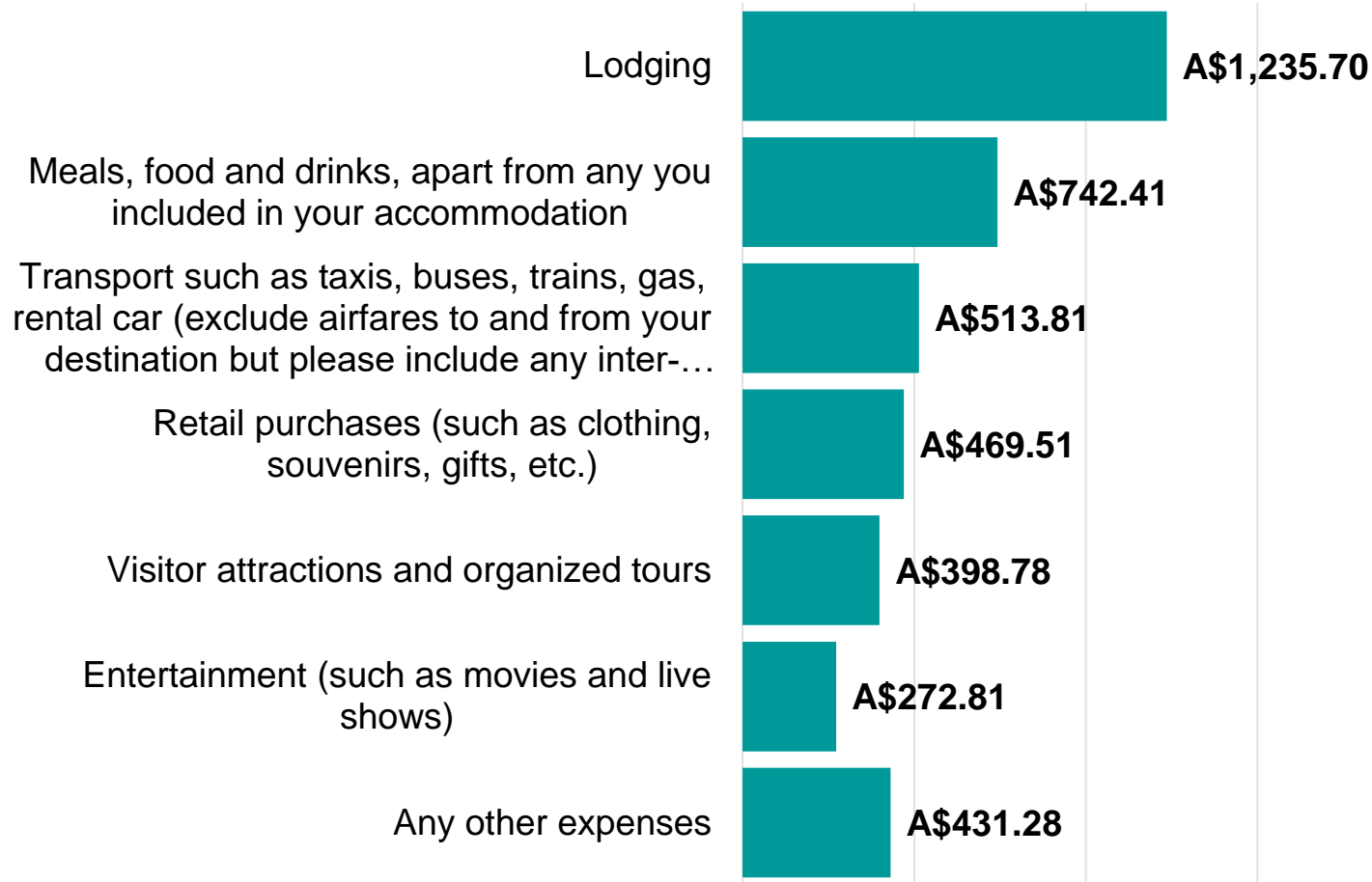
Distance Travelled on Annual Vacation



Sample Size: n=6,805

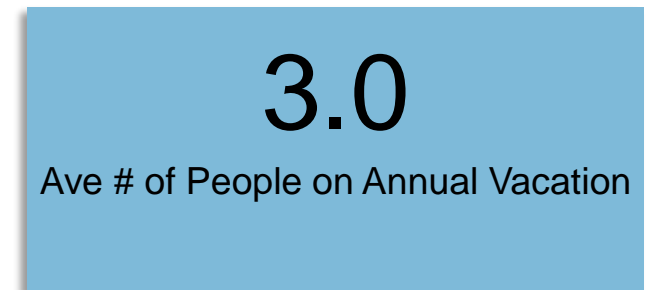
Australia Nat Rep: Annual Vacation

Average Spend



Sample Size: n=6,805

Spend Per Person Per Day



A\$175.45
Ave. Per Person Per Day Spend

Australia - Importance of Travel Factors

	Very Important 5			
	Australia: Family Traveler	Australia: Older Avid Traveler	Australia: Couples Traveler	Australia Market
Value for money	46%	19%	54%	56%
Comfort and accessibility	43%	45%	43%	45%
Natural attractions/activities	39%	46%	44%	43%
Family friendly locations and activities	45%	26%	23%	34%
Opportunity to experience local restaurants/businesses	42%	25%	47%	36%
Cultural attractions	37%	40%	45%	35%
Entertainment and nightlife	27%	21%	21%	21%
Consideration of sustainable principles	26%	31%	14%	18%

Sample Size:

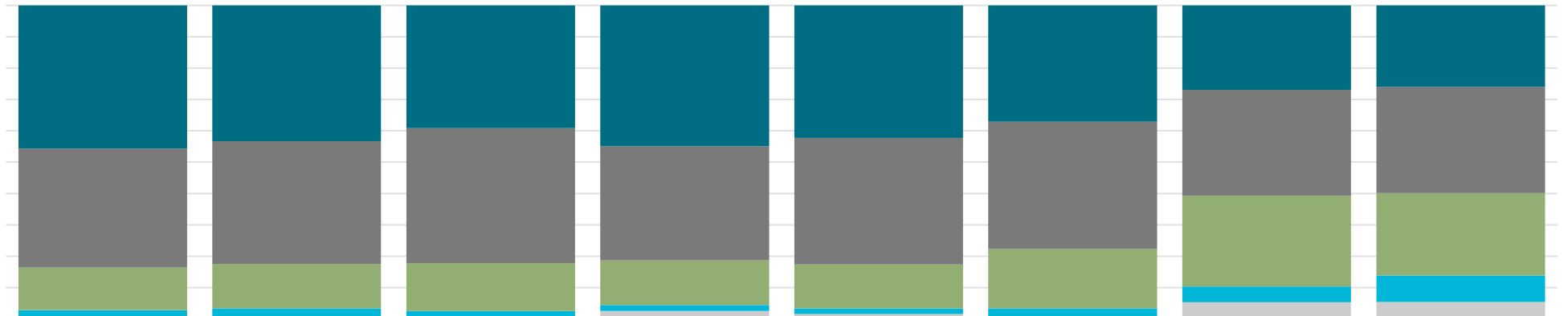
n=308

n=23

n=181

n=6,802

Australia Family Travelers: Importance of Travel Factors




	Value for money	Comfort and accessibility	Natural attractions/activities	Family friendly locations and activities	Opportunity to experience local restaurants/businesses	Cultural attractions	Entertainment and nightlife	Consideration of sustainable principles
■ Very Important 5	46%	43%	39%	45%	42%	37%	27%	26%
■ 4	38%	39%	43%	36%	40%	41%	34%	34%
■ 3	14%	14%	15%	14%	14%	19%	29%	26%
■ 2	2%	2%	2%	2%	2%	3%	5%	8%
■ Not very Important 1	0%	1%	1%	3%	2%	1%	5%	5%

■ Not very Important 1 ■ 2 ■ 3 ■ 4 ■ Very Important 5

Sample Size: n=308

Australia Couples Travelers: Importance of Travel Factors

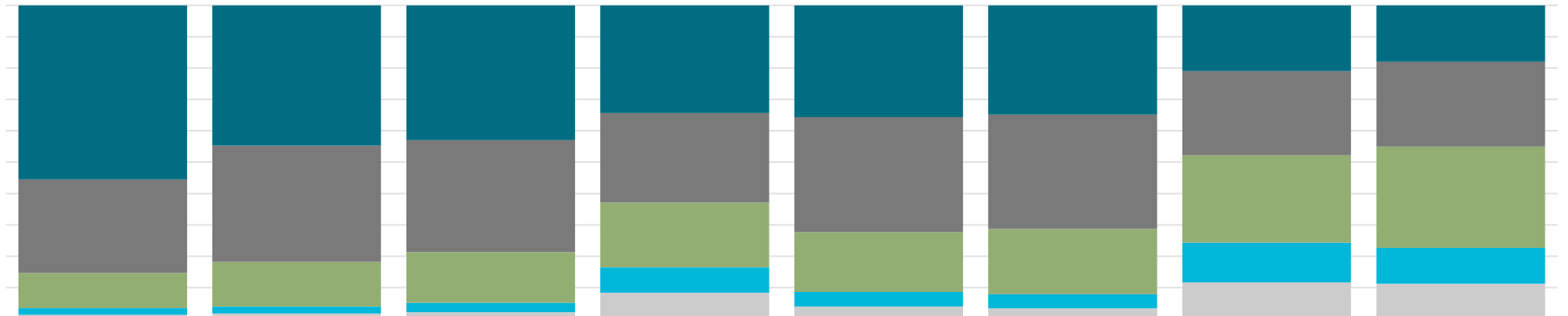


	Value for money	Comfort and accessibility	Natural attractions/activities	Family friendly locations and activities	Opportunity to experience local restaurants/businesses	Cultural attractions	Entertainment and nightlife	Consideration of sustainable principles
■ Very Important 5	54%	43%	44%	23%	47%	45%	21%	14%
■ 4	31%	39%	38%	32%	39%	33%	33%	32%
■ 3	12%	16%	15%	19%	12%	18%	30%	28%
■ 2	2%	2%	3%	11%	0%	3%	5%	13%
■ Not very Important 1	1%	0%	0%	15%	1%	2%	11%	12%

■ Not very Important 1 ■ 2 ■ 3 ■ 4 ■ Very Important 5

Sample Size: n=181

Australia Nat Rep: Importance of Travel Factors



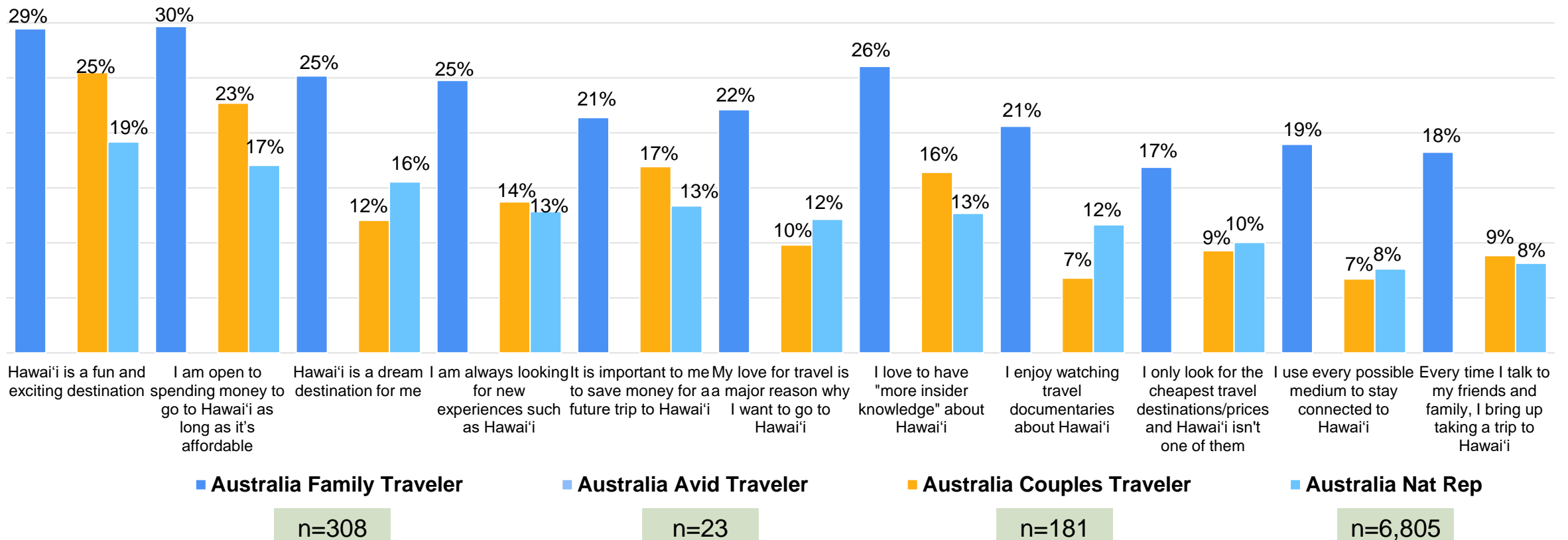
	Value for money	Comfort and accessibility	Natural attractions/activities	Family friendly locations and activities	Opportunity to experience local restaurants/businesses	Cultural attractions	Entertainment and nightlife	Consideration of sustainable principles
■ Very Important 5	56%	45%	43%	34%	36%	35%	21%	18%
■ 4	30%	37%	36%	29%	37%	36%	27%	27%
■ 3	11%	14%	16%	21%	19%	21%	28%	32%
■ 2	2%	2%	3%	8%	5%	4%	13%	11%
■ Not very Important 1	1%	2%	2%	8%	4%	3%	12%	11%

■ Not very Important 1 ■ 2 ■ 3 ■ 4 ■ Very Important 5

Sample Size: n=6,805

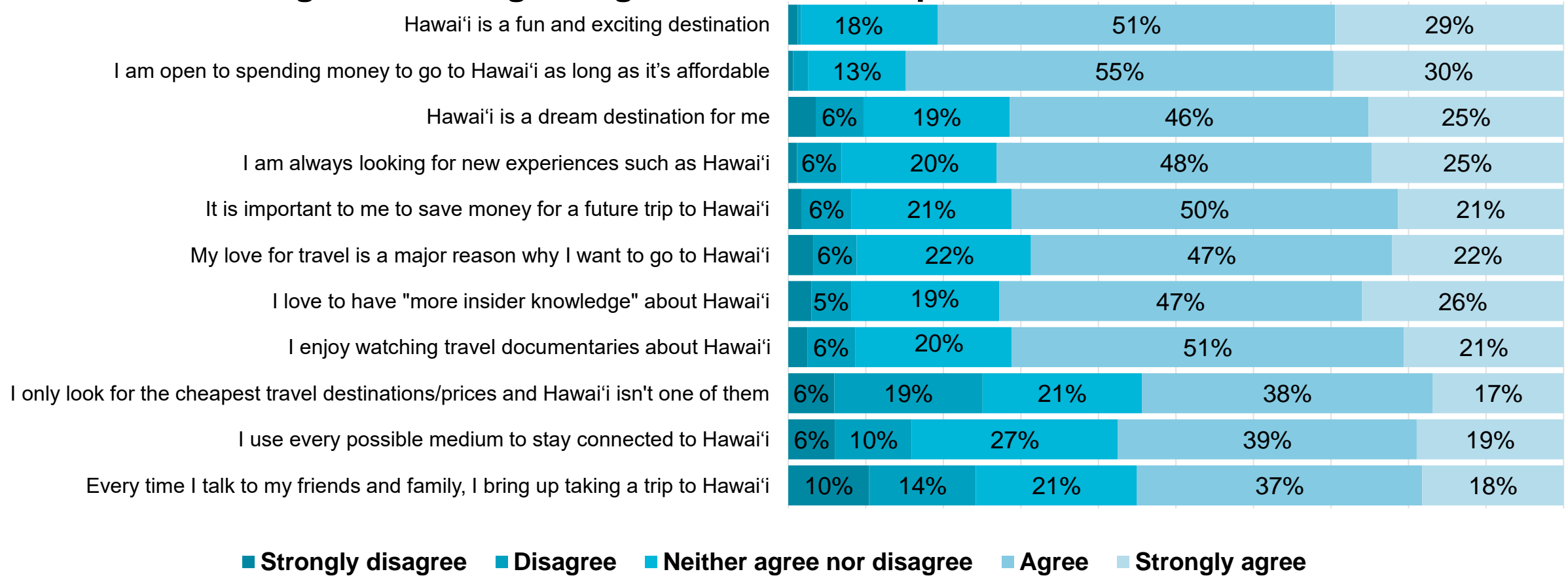
Australia - Hawai'i as an Aspirational Destination

Agreement Regarding Hawai'i as a Travel Destination (Strongly Agree)



Australia Family Travelers: Hawai'i as an Aspirational Destination

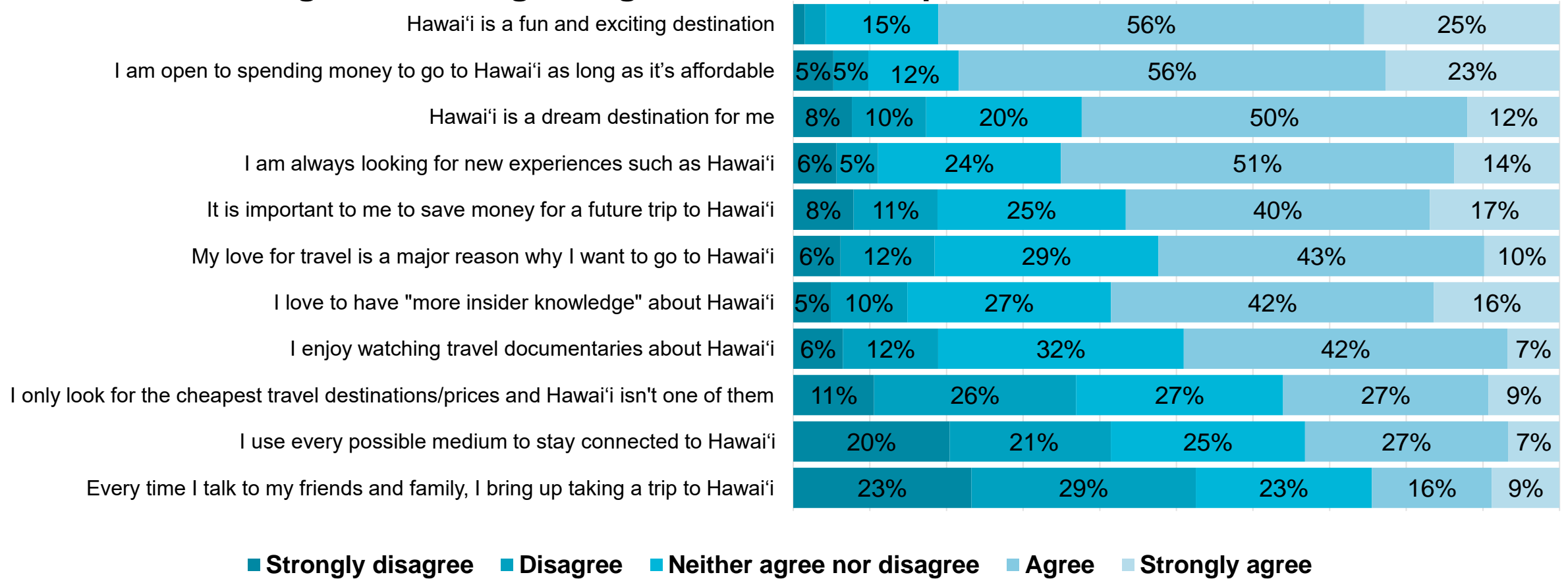
Agreement Regarding Hawai'i as an Aspirational Destination



Sample Size: n=308

Australia Couples Travelers: Hawai'i as an Aspirational Destination

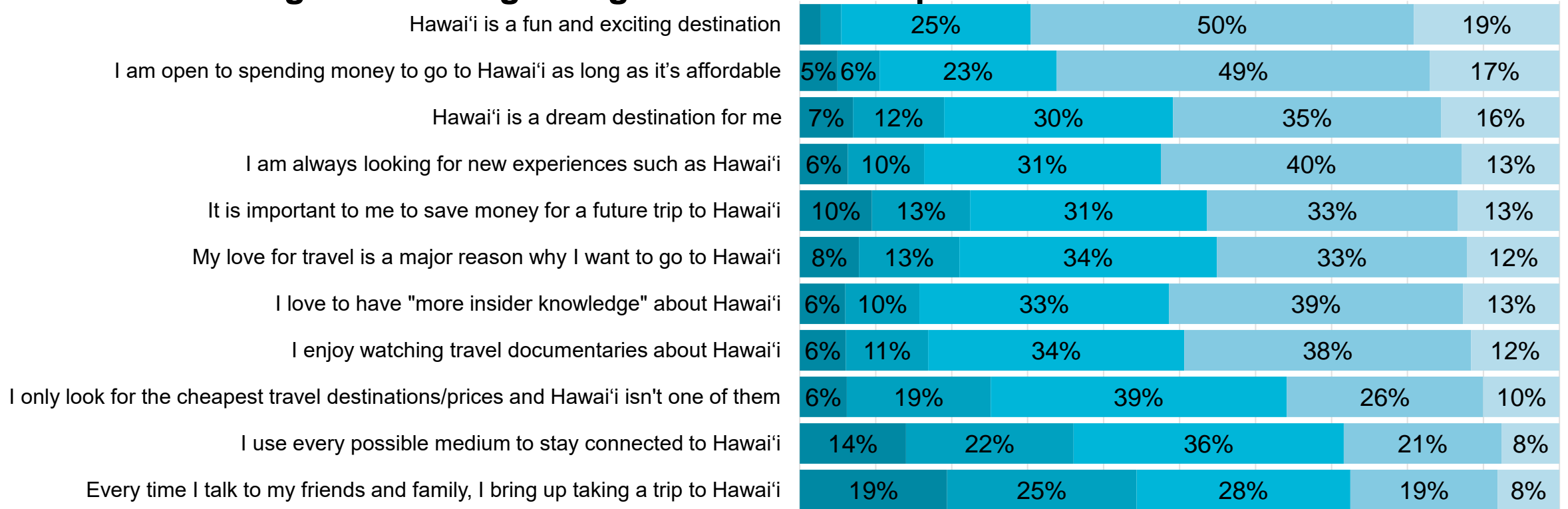
Agreement Regarding Hawai'i as an Aspirational Destination



Sample Size: n=181

Australia Nat Rep: Hawai'i as an Aspirational Destination

Agreement Regarding Hawai'i as an Aspirational Destination

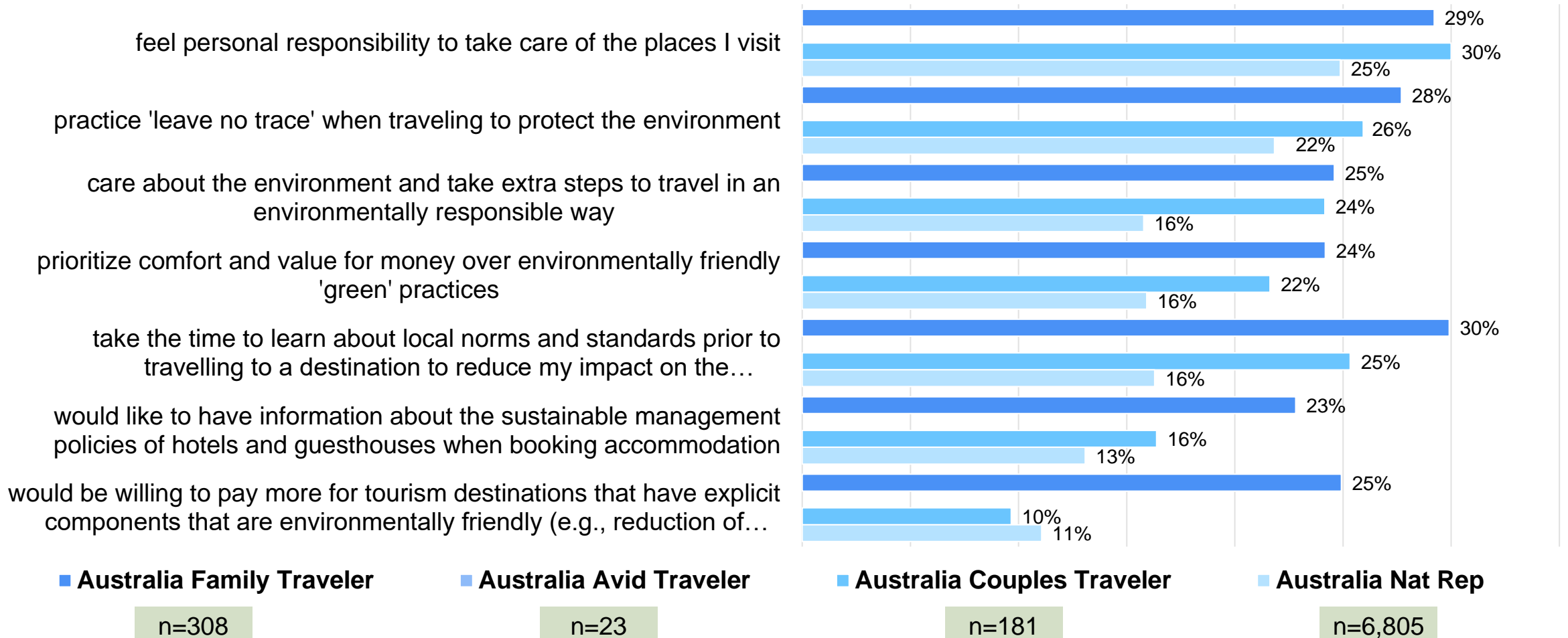


■ Strongly disagree
 ■ Disagree
 ■ Neither agree nor disagree
 ■ Agree
 ■ Strongly agree

Sample Size: n=6,805

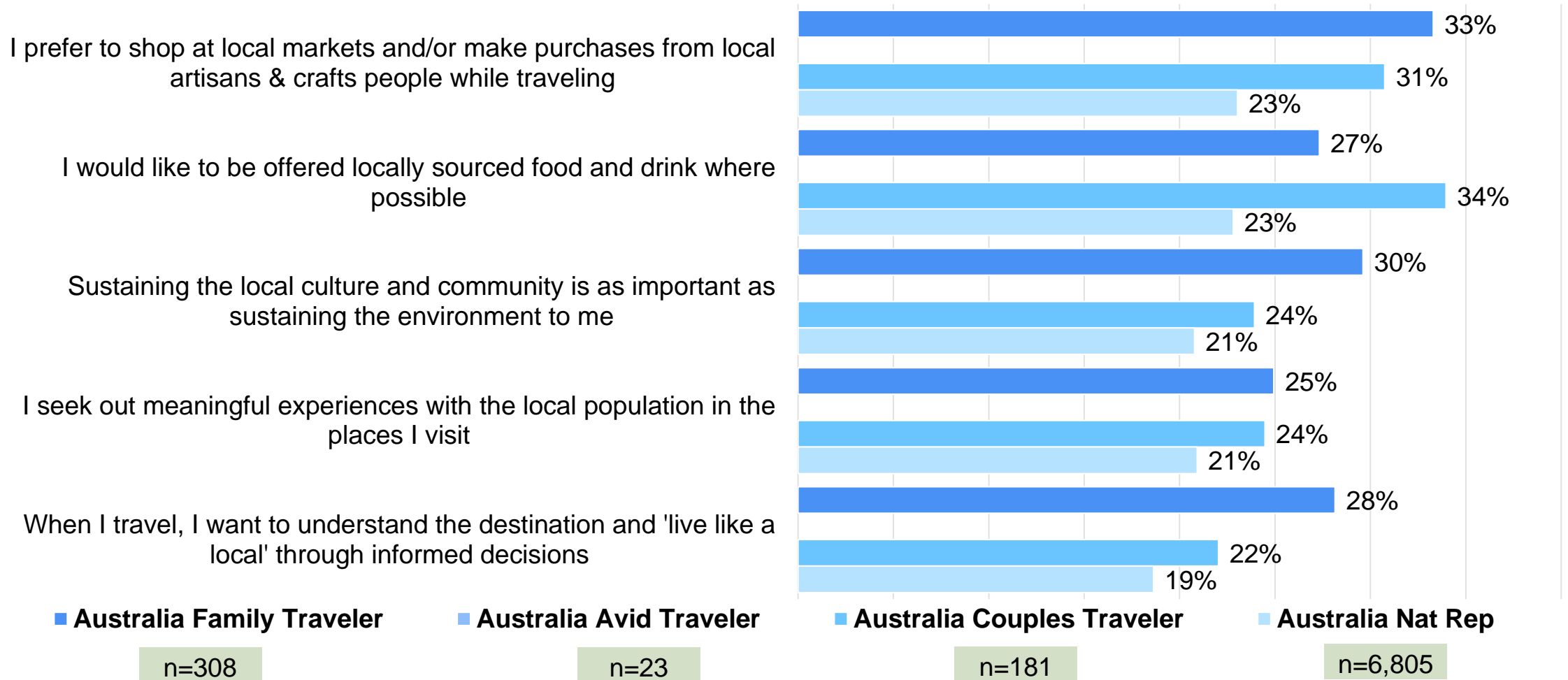
Australia - Sustainability and Travel Responsibility Statements

Agreement Regarding Sustainable Practices While Traveling (Strongly Agree)



Australia - Sustainability and Travel Responsibility Statements

Agreement Regarding Sustaining Local Culture While Traveling (Strongly Agree)



Australia Family Travelers: Sustainability and Travel Responsibility Statements

Agreement Regarding Sustainable Practices While Traveling



■ Strongly disagree
 ■ Disagree
 ■ Neither agree nor disagree
 ■ Agree
 ■ Strongly agree

Sample Size: n=308

Australia Family Travelers: Sustainability and Travel Responsibility Statements

Agreement Regarding Sustaining Local Culture While Traveling

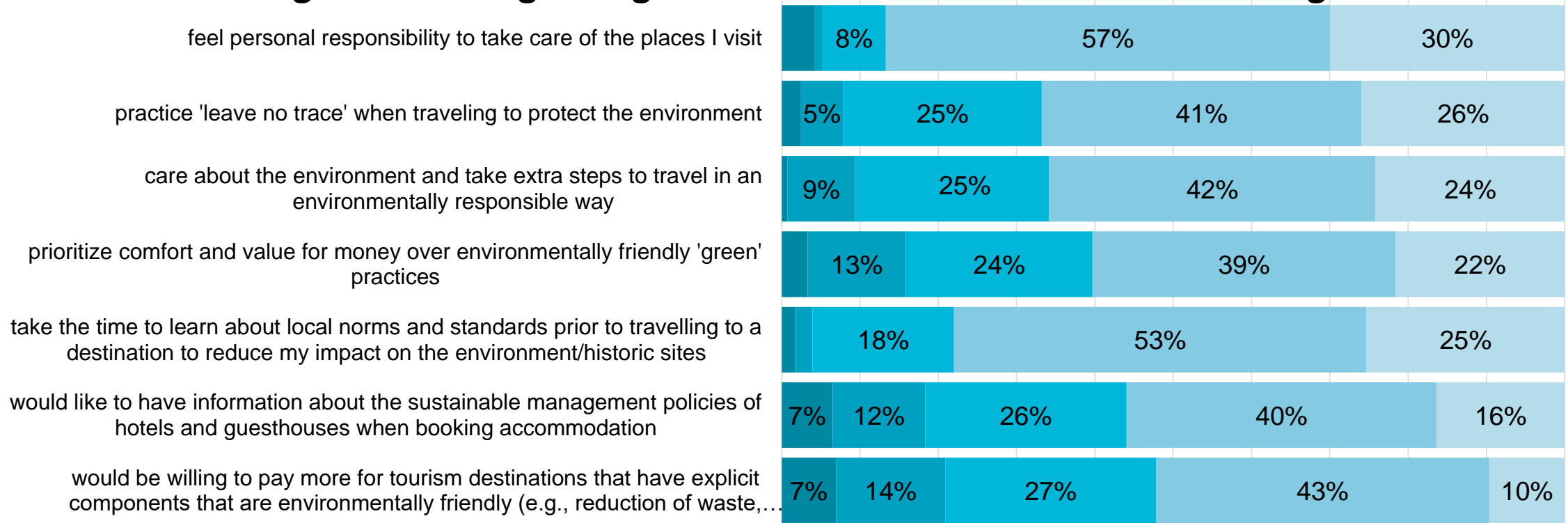


■ Strongly disagree
 ■ Disagree
 ■ Neither agree nor disagree
 ■ Agree
 ■ Strongly agree

Sample Size: n=308

Australia Couples Travelers: Sustainability and Travel Responsibility Statements

Agreement Regarding Sustainable Practices While Traveling



■ Strongly disagree
 ■ Disagree
 ■ Neither agree nor disagree
 ■ Agree
 ■ Strongly agree

Sample Size: n=181

Australia Couples Travelers: Sustainability and Travel Responsibility Statements

Agreement Regarding Sustaining Local Culture While Traveling

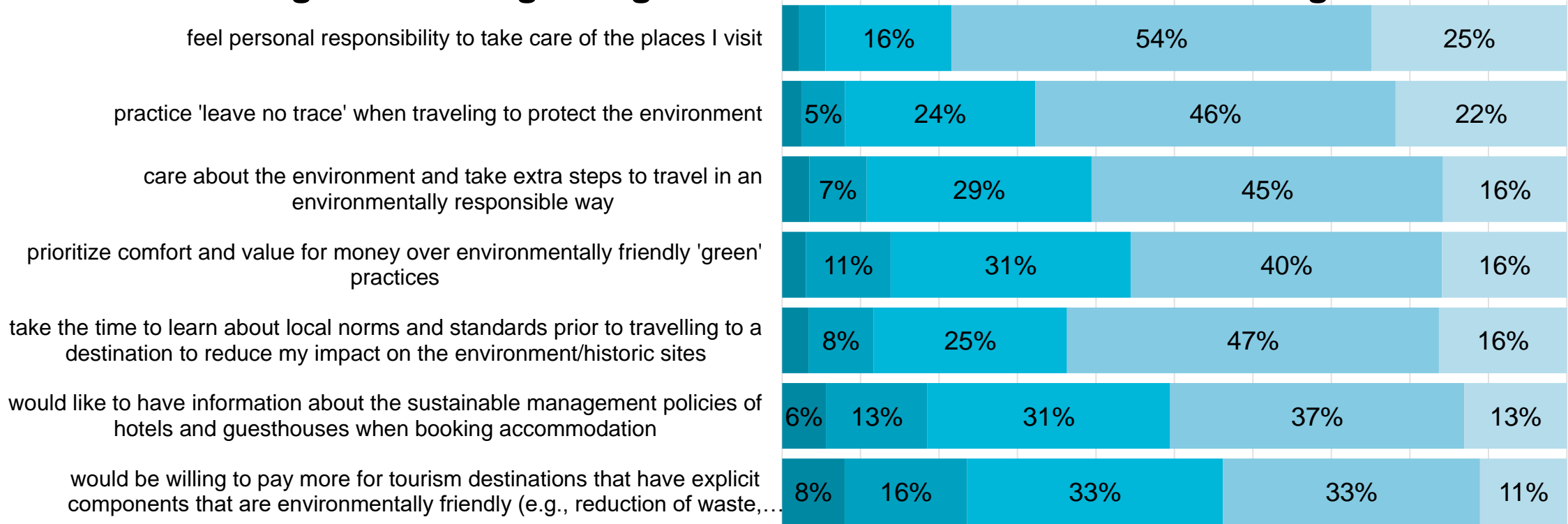


■ Strongly disagree
 ■ Disagree
 ■ Neither agree nor disagree
 ■ Agree
 ■ Strongly agree

Sample Size: n=181

Australia Nat Rep: Sustainability and Travel Responsibility Statements

Agreement Regarding Sustainable Practices While Traveling

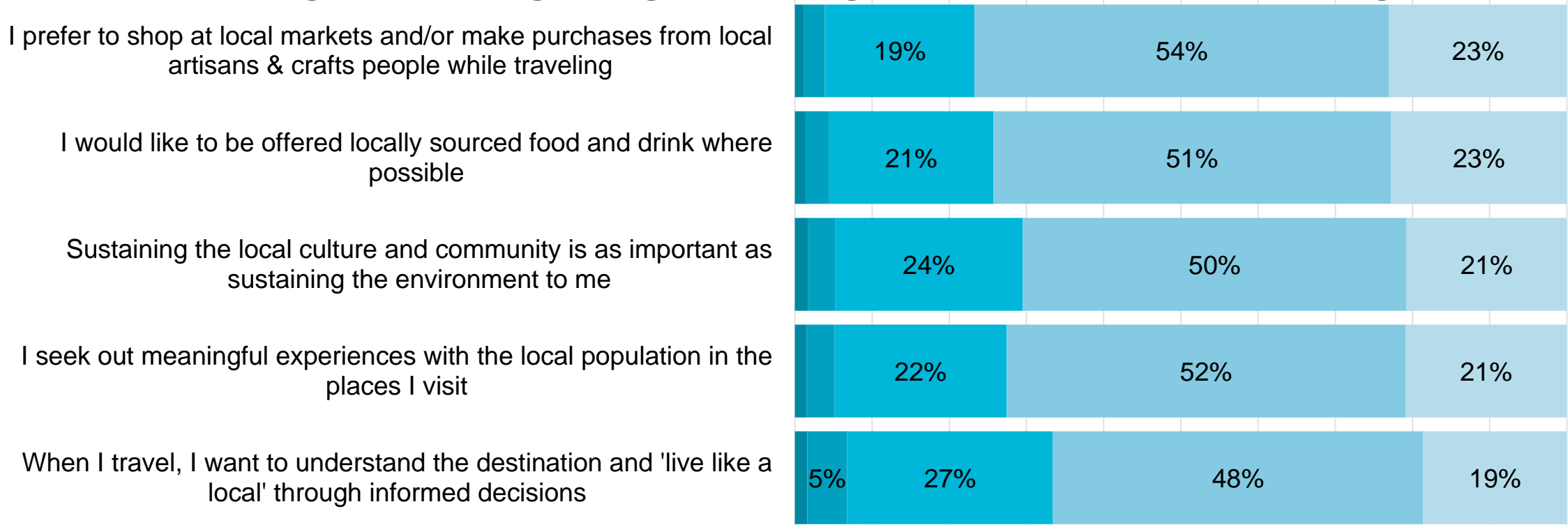


■ Strongly disagree
 ■ Disagree
 ■ Neither agree nor disagree
 ■ Agree
 ■ Strongly agree

Sample Size: n=6,805

Australia Nat Rep: Sustainability and Travel Responsibility Statements

Agreement Regarding Sustaining Local Culture While Traveling

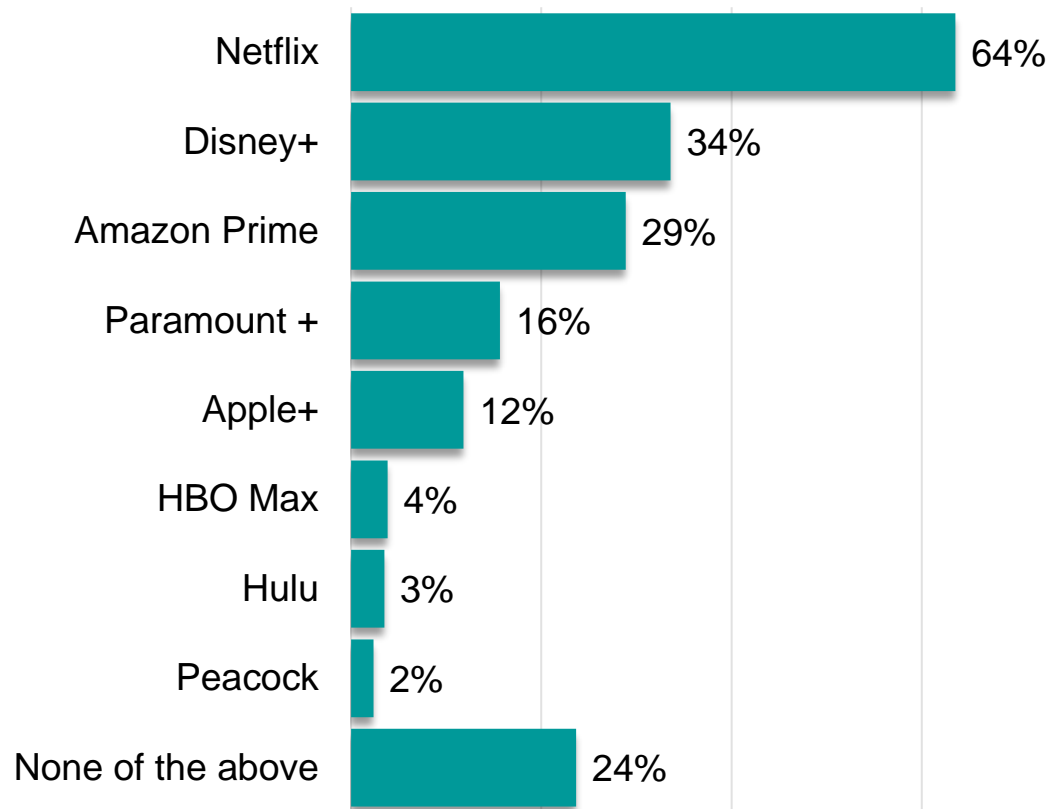


■ Strongly disagree
 ■ Disagree
 ■ Neither agree nor disagree
 ■ Agree
 ■ Strongly agree

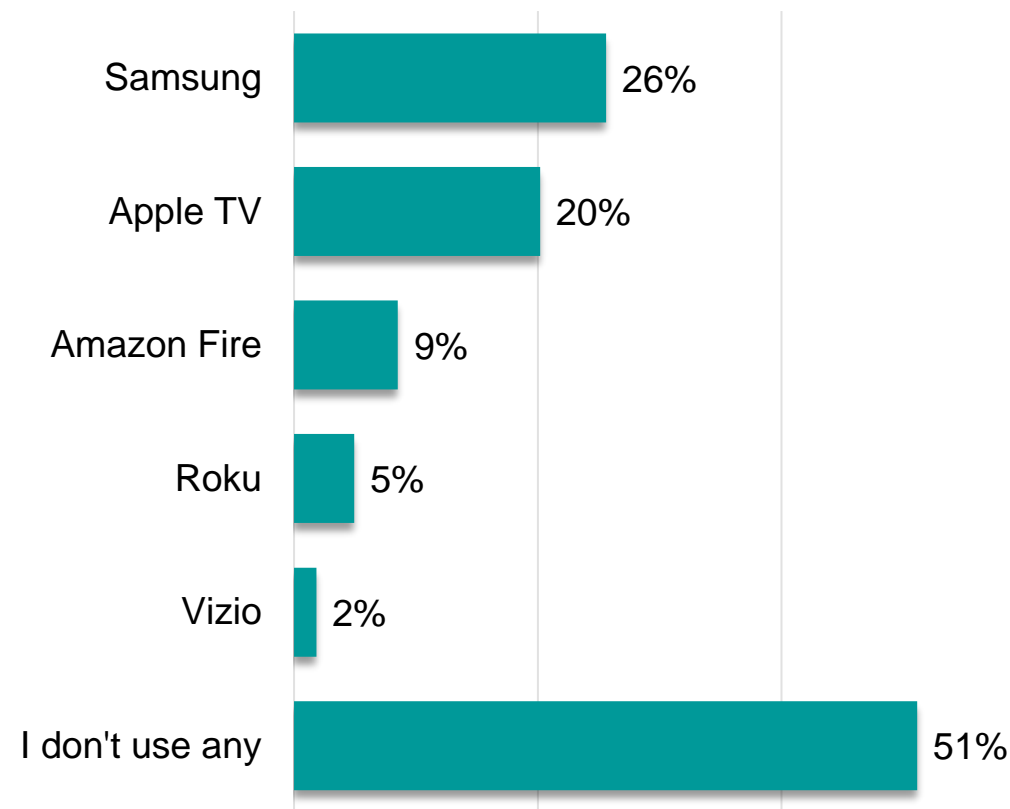
Sample Size: n=6,805

Australia Media Consumption

Streaming Platforms Used Weekly



Connected Device Used

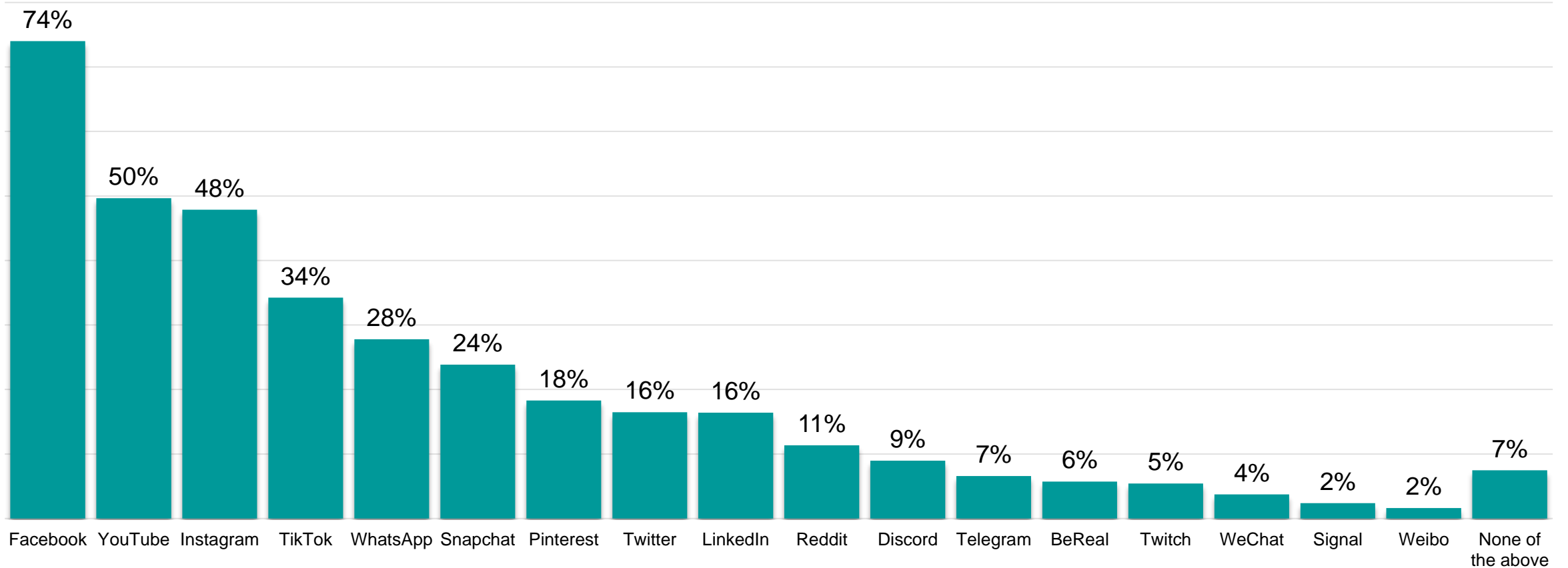


Sample Size: n=6,805

Which of the following streaming platforms do you view on a weekly basis, if any? Select all that apply. | Which Connected TV/Streaming Device do you currently use to view content? | Which of the following social media platforms and/or instant messaging apps have you used in the past week? | In which of the following ways did you become aware of various travel destinations to consider? | After seeing a travel destination, whether on TV, online, through social media or other channels, what actions do you typically take? **Select all that apply**

Australia Media Consumption

Social Media Platforms Used Weekly



Sample Size: n=6,805

Which of the following streaming platforms do you view on a weekly basis, if any? Select all that apply. | Which Connected TV/Streaming Device do you currently use to view content? | Which of the following social media platforms and/or instant messaging apps have you used in the past week? | In which of the following ways did you become aware of various travel destinations to consider? | After seeing a travel destination, whether on TV, online, through social media or other channels, what actions do you typically take? **Select all that apply**

Australia Media Consumption

Travel Destination Source of Awareness

TV Program/Documentary	31%
Online	37%
Radio	10%
TV commercials	30%
Newspaper	13%
Friends/Family	48%
Social Media	30%
YouTube	31%
Out of Home Advertising (e.g., poster billboards, bus shelter advertisements, etc.)	8%
Email	17%
I don't recall	10%

Actions Taken After Seeing an Ad for a Destination

I go to the destination's website	31%
I search for information about the destination online	48%
I look up the destination on social media	25%
I talk to friends/family about the destination	34%
I book travel to the destination almost immediately	8%
I don't do anything	17%
None of the above	6%

Sample Size: n=6,805

Which of the following streaming platforms do you view on a weekly basis, if any? Select all that apply. | Which Connected TV/Streaming Device do you currently use to view content? | Which of the following social media platforms and/or instant messaging apps have you used in the past week? | In which of the following ways did you become aware of various travel destinations to consider? | After seeing a travel destination, whether on TV, online, through social media or other channels, what actions do you typically take? **Select all that apply**